

Oxford Diocesan Board of Education
Directors' Report and Financial Statements
For the year ended 31 December 2022

Company limited by guarantee (No. 07071809 England and Wales)

Registered charity (No. 1133586)

Registered & Principal Office:
Church House Oxford
Langford Locks
Kidlington
Oxford OX5 1GF

WEDNESDAY



ACA1EGLS

A17

16/08/2023

#107

COMPANIES HOUSE

Table of Contents

	Page
Directors' Annual Report	2
Objectives and Activities	2
Achievements and Performance	3
Future Plans	5
Financial Review	6
Structure, Governance and Management	7
Principal Risks and Uncertainties	10
Reference and Administrative Details	12
Independent Auditor's Report	14
Statement of Financial Activities	19
Income and Expenditure Account	21
Balance Sheet	22
Statement of Cash Flows	23
Notes to the Financial Statements	24

CE	Church of England
CBF	Central Board of Finance of the Church of England
CCLA	CCLA Investment Management Limited
CSUST	Church Schools Uniform Statutory Trust
DfE	Department for Education
DFC	Devolved Formula Capital
DT(O)L	Diocesan Trustees (Oxford) Limited
LA	Local Authority
LCVAP	Locally Co-ordinated Voluntary Aided Programme
MAT	Multi Academy Trust
ODBE	Oxford Diocesan Board of Education
ODBF	Oxford Diocesan Board of Finance
ODBST	Oxford Diocesan Bucks Schools Trust
ODST	Oxford Diocesan Schools Trust
Ofsted	Office for Standards in Education
SACRE	Standing Advisory Council on Religious Education
SIAMS	Statutory Inspection of Anglican and Methodist Schools
SLA	Service Level Agreement
SLT	Senior Leadership Team
SOFA	Statement of Financial Activities
VASCA	Voluntary Aided Schools Condition Allocation

DIRECTORS' ANNUAL REPORT

The directors, who are also trustees for the purposes of charity law, present their annual report, together with the audited financial statements, for the year ended 31 December 2022.

OBJECTIVES AND ACTIVITIES

Background

The Charity exists to fulfil the statutory duties of the Diocese of Oxford for the education of children, as updated by the Diocesan Boards of Education Measure 2021 and it currently advises and assists 285 schools and academies, educating 60,000 children and young people. There have been schools in the diocese run by the Church for many hundreds of years, whose trusts were established to provide education, usually for the poor of the parish, with teaching in accordance with the principles of the Church of England. From 1833 onwards the government began to provide funding to support this work and, in 1870, Parliament allowed for the establishment of board and later county schools to provide free education. The 1944 Education Act brought into legislation the dual system of church and state working together in education which the work of this Charity enables and supports. Further changes to legislation in the 2010 Academies Act and the 2011 Education Act brought fresh challenges and accountabilities. The Charity now also works with its academies, as well as the voluntary controlled and voluntary aided schools, to provide advice and in the maintenance and development of a distinctively Christian ethos in schools which remain inclusive and are intended to serve their local community.

Objectives

The Charity continues to achieve its objectives by offering pastoral and professional support to its schools and pupils.

The functions of the Charity are set out in the Diocesan Boards of Education Measure 2021, which is the Charity's governing document. The Charity, therefore, is responsible for promoting and assisting:

- Education in the diocese consistent with the faith and practice of the Church of England;
- Religious education and worship in schools.

Activities

The Charity advises governors of church schools, trustees of church educational endowments and any other body or person concerned on any matter affecting church schools in the diocese and additionally takes opportunities to serve all schools in church-led Multi Academy Trusts and specifically:

- Gives advice in relation to any proposed changes to the status, viability and future of all church schools (including significant changes);
- Approves all new building, alterations and refurbishment to Church School buildings;
- Gives advice to the trustees of Church of England education trusts before any changes are made to their trust property or governing documents (trust deed, Charity Commission scheme, etc);
- Appoints and supports Foundation governors for all church schools;

OBJECTIVES AND ACTIVITIES (Cont'd)

- Improves the effectiveness of diocesan schools by providing services to support school improvement, professional development of teachers, training for staff and governors, professional advice and pastoral care;
- Advises and supports governing bodies on the appointment of Headteachers and senior staff;
- Receives and considers the reports of all formal inspections (Ofsted and SIAMS) at all church schools, which are required to be carried out under the Education Act 2005;
- Acts as managing trustee of two trusts;
- Act as the site trustees in 80 schools.

Public benefit

The directors have complied with section 4 of the 2011 Charities Act having due regard to guidance published by the Charity Commission. The directors are aware of the Charity Commission's requirement that the aims, objectives and activities of the charity should provide a clear public benefit. Through the achievement of these objectives set out above, the public benefits from the provision of inclusive church schools for 60,000 pupils and the advisory services of ODBE to the staff and governors of these schools.

Grant making policy

The charity makes grant payments as managing trustee in accordance with the terms of each trust.

ACHIEVEMENTS AND PERFORMANCE

Working with Multi-Academy Trusts

The number of academy conversions has reduced in recent years, but ODBE is still getting a few schools who are making a positive choice to join a MAT as well as a small number of schools which are required to join a MAT. The two diocesan MATs supported by ODBE have continued to grow. ODST now comprises 43 academies and ODBST is made up of 11, with more in the pipeline. Four of the academy trusts which ODBE work with have pooled their SLA capital allocations together and ODBE manages this programme for them. The last few months have started to see an increased interest in academisation.

ODBE continues to provide support services to schools to assist them in delivering the best possible outcomes. This ranges from appointing approximately 1,000 governors across ODBE's schools and academies (including 21 multi-academy trusts); advising on admission policies at 183 schools; organising independent admission appeals for governing bodies; assisting the site trustees with various property matters and organising building work at voluntary aided schools and some academies ranging from small maintenance projects to large scale extension and refurbishments, including the planning of completely new schools.

During the year the number of schools where ODBE is the site trustee increased slightly to 81 following a charity commission scheme. Further changes will be recorded as school sites are registered for the first time.

ACHIEVEMENTS AND PERFORMANCE (Cont'd)

School Effectiveness

The School Adviser team continued to support schools across the Diocese through a combination of in-person visits and remote contact. Ofsted inspections have increased significantly, and there were 61 inspections in the 2021/2022 Academic Year in total. By the end of the Autumn Term 2022 a further 23 had been conducted. Inspections were rigorous and challenging; but the number of ODBE schools judged to be good or outstanding remained at 93% well in excess of the national average. The number of SIAMS inspections conducted have been significantly fewer with 13 taking place across the Diocese during the 2021/2022 academic year. During the Autumn term 2022 a further 4 inspections were conducted. The SIAMS inspection at Churchmead Church of England Voluntary Aided Secondary School resulted in a judgement of 'Excellent' in all areas. This reflected what the report describes as "The vibrant, unique offer Churchmead presents, as a church school, to all members of its community."

Strategic Vision

The advent of Covid-19 required a significant rethink and recalibration for the changed world. Therefore, in September 2020 ODBE reshaped its strategic vision to focus on a set of medium-term strategic priority areas. These drew upon the previous three-year strategy and provided a transition into the 2022-2025 strategy for the new triennium. The new triennial strategy came into being at the same time as the new board was reformed in January 2022.

ODBE's mission is rooted in the values that it has at its core of Humility, Fellowship and Counsel. These values remain unchanged by local and national contexts. However, the events of the past two years have established the need to be bold but also pragmatic in thinking and activities. Through establishing a strategy for the new triennium, ODBE seeks to blend vision and pragmatism with the key to planning the aspiration to be 'A flourishing organisation delivering a unique service to education by shaping and influencing the future'. By articulating what this 'unique service' is ODBE seeks to identify what it is that only ODBE can provide to education or is better placed to provide than any other organisation. In responding to the opportunities and challenges of our times ODBE has identified and expressed its role and purpose in four specific commitments:

Championing the needs of children and young people – This is paramount in its mission within the Diocese of Oxford.

Confronting climate emergency – This is the critical challenge facing the planet and will continue to be so.

Challenging inequality – This is fundamental to how to make a difference to the lives and life chances of members of our communities.

Advocating the role of the Church of England in education – This is at the roots of ODBE's foundation as a Diocesan Board of Education.

These commitments underpin and shape the actions within each of the twelve key workstreams.

Each workstream has a detailed statement of intent that articulates the ambition and rationale behind it. The specific workplan for each of the three years of the triennium within the workstream is compiled on a yearly basis with each annual plan building upon its predecessor. Individual workplans and

ACHIEVEMENTS AND PERFORMANCE (Cont'd)

appraisal targets are informed by the strategy. The workplans for 2022 were RAG rated and scrutinised by the board on a termly basis and the vast majority of objectives were accomplished.

Impact of The Cost-of-Living Crisis

Clearly the cost-of-living crisis and high levels of inflation have had a significant impact upon the work of the Oxford Diocesan Board of Education and actions have been undertaken to mitigate this. Schools' funding has been increased by the DfE which has enabled them to continue to purchase ODBE services.

The organisation took account of its charging policies. ODBE identified and realised where income could be maximised at a proportionate and appropriate manner.

Simultaneously, opportunities for efficiencies and smarter working practices continued to be explored in order to reduce expenditure. This was particularly the case in the structure and work of the adviser team.

FUTURE PLANS

The three-year triennial strategy continues to provide the route map for ODBE's development and realisation of its vision. Detailed workplans for 2023 identify clear priorities for action that build upon the achievements of 2022.

These workplans are anchored to the 'unique service provision' of ODBE and are as follows:

Church School Effectiveness, Religious Education, Collective Worship and Spirituality, Governance, SIAMS, Admissions and Appeals, Property Services, MAT Support, Leadership, Wellbeing and Pastoral Support, Chaplaincy, and Partnership.

In addition to the three-year triennial strategy ODBE shaped and developed a strategic response to the DfE White Paper and attendant Schools Bill 'Opportunity for All'. Whilst the Bill is now defunct the move towards a fully academized school system in the future remains government policy and therefore ODBE's own response retains its currency. This will continue to shape, focus and detail the journey towards a MAT based landscape.

ODBE continues to keep its staffing structure and working practices under review to ensure an agile, viable and sustainable team delivering its 'unique service provision' to education across the Diocese of Oxford.

FINANCIAL REVIEW

General Funds

Overall total unrestricted income was £1,616K (2021: £1,660K), with a surplus of £153K (9%) on general funds for the year (2021: surplus £116K). Grant unrestricted income from CSUST totalled £371K for the year (2021: £438K) and grant income from ODBF totalled £319K (2021: £382K), 23% and 20% of total unrestricted income respectively.

Income from charitable activities included school service agreement income of £286K (18%) (2021: £269K), training and consultancy income of £137K (8%) (2021: £133K), premises related income of £414K (26%) (2021: £401K) and admissions appeals income of £37K (2%) (2021: £36K).

Costs have been attributed to three categories of support for schools, with staff and overhead costs apportioned between these categories.

Restricted Funds – Building Improvement Scheme

A significant proportion of restricted funding income came from grants: the DfE totalled £3,228K for the year (2021: £3,235K), CSUST totalled £91K (2021: £89K). A one-off £1,051K DfE Energy Grant was also received in the year. Grants totalling £44k were allocated from the Thatcham and Newbury restricted trust funds in 2022 (2021: nil), no grant from the Hills Bequest Fund (2021: none) and £18k from Bayne Benefaction Grant (2021: £15k). The balance remaining on the income restricted funds at 31 December 2022 was £2,613K (2021: £1,752K).

Historically the board acted as the agent of school governors in relation to school building works and the purchase of IT equipment for Schools. It acted as the agent of school governors in helping to arrange funding through the DfE and Local Authorities and in paying professional fees and building costs on behalf of school governors. The VASCA (Voluntary-Aided Schools Condition Allocation) system was introduced in April 2020 and superseded the LCVAP (Locally Coordinated Voluntary-Aided Programme). The change in funding gives the charity ultimate control over the application of the VASCA grants to specific schools. Historically, the LCVAP was not reflected in the Statement of Financial Activities as the Charity had no control over the funds and the transactions were those of the school governors rather than the Charity which acted as agent. The VASCA grant funding has now been recognised as income in the Statement of Financial Activities along with the related expenditure. The unspent balance of VASCA funding at the end of the year of £985K (2021: £1,115K) has been committed to projects by 31 March 2023 or returned to the DfE. The total balance on the fund at 31 December 2022 was £1,385K (2021: £1,516K).

Reserves Policy

At the end of 2022 the Board's unrestricted funds excluding fixed assets (or free reserves) totalled £675K (2021: £523K), providing more than 3 months reserves cover for current activities, meeting the Board's target of holding approximately 3 months' expenditure in reserve. The 2023 budget was set with the aim of break-even to maintain the current reserves levels.

ODBE is supported by CSUST funds which amount to £10,651K capital including £1,678K reinvested income at 31 December 2022. DT(O)L is the sole trustee of this fund. Both capital and income are funds

FINANCIAL REVIEW (Cont'd)

which can only be used for educational purposes (see CSUST section on pages 9 and 10 for further details).

Investment management

The charity has general, restricted and endowment funds. The endowment funds and restricted funds have the majority of their capital invested in the CBF Investment Fund, with total investments of £430K (2021: £487K).

In the past this has ensured that the capital value was fully maintained over the long term. The directors seek professional investment advice as and when they consider it to be necessary.

The yield on investments during 2022 was 3% (2021: 3%). During the year the market value of investments decreased by 11.7% (2021: increased by 14.4%).

STRUCTURE, GOVERNANCE AND MANAGEMENT

The Diocese of Oxford

Although the Oxford Diocesan Board of Education is a separate registered charity, it is an integral part of the Diocese of Oxford, fulfilling its statutory duties in respect of children's education.

Corporate status

The charity is registered with the Charity Commission (No. 1133586) and it is a company limited by guarantee (No. 07071809 England and Wales). Its governing document is the Diocesan Boards of Education Measure 1991 (as amended). Activities commenced on 1 January 2011, when the activities and assets of Oxford Diocesan Education Services Limited and the previous Oxford Diocesan Board of Education (Charity Number 307913) were transferred to the new ODBE charitable company.

Board and Committee structure

The directors meet three times a year. There is an Executive Committee which also meet termly, comprising of the Board's Chairman with other key directors and the Board's senior officers. The board of directors has four further committees:

Finance Committee

Schools Effectiveness Committee

Development Committee

Human Resources Panel (a shared committee with ODBF)

Audit Committee (a shared committee with ODBF & DT(O)L)

Appointment of directors

The Bishop of Oxford is a director by virtue of his office. The directors, in consultation with the Bishop of Oxford have agreed to appoint the Bishop of Buckingham as chairman of the board. The Bishop of Oxford nominates either an area bishop or archdeacon to be a member of the Board. He may also appoint one further director, either clergy or lay. Ten members are elected to serve as directors by the Diocesan Synod. At least four directors, with a maximum of eight, are co-opted by the Board. Co-opted members have to have experience of church schools in the diocese or have experience of other areas of work with which the Board is concerned.

STRUCTURE, GOVERNANCE AND MANAGEMENT (Cont'd)

Directors normally serve for a three-year term linked to Synodical elections. New directors receive induction training. All directors receive ongoing training and briefings on current issues.

Some senior staff have job titles incorporating the title "Director", but they are not directors of ODBE for the purpose of company law.

Directors' responsibilities

The directors are responsible for preparing the directors' report and the financial statements in accordance with applicable law and regulations. Company law requires the directors to prepare financial statements for each financial year. Under that law the directors have elected to prepare the financial statements in accordance with United Kingdom Generally Accepted Accounting Practice (United Kingdom Accounting Standards and applicable law).

Under company law the directors must not approve the financial statements unless they are satisfied that they give a true and fair view of the state of affairs of the company and of the income and expenditure of the company for that period. In preparing these financial statements, the directors are required to:

- select suitable accounting policies and apply them consistently;
- observe the methods and principles in Accounting and Reporting by Charities: Statement of Recommended Practice applicable to charities preparing their accounts in accordance with the Financial Reporting Standard applicable in the United Kingdom and Republic of Ireland (FRS 102);
- make judgements and accounting estimates that are reasonable and prudent;
- state whether applicable United Kingdom Accounting Standards have been followed, subject to material departures disclosed and explained in the financial statements;
- prepare the financial statements on the going concern basis unless it is inappropriate to presume that the company will continue in business.

The directors are responsible for keeping adequate records that are sufficient to show and explain the company's transactions and disclose with reasonable accuracy at any time the financial position of the company and enable them to ensure that the financial statements comply with the Companies Act 2006. They are also responsible for safeguarding the assets of the company and hence for taking reasonable steps for the prevention and detection of fraud and other irregularities.

Related Parties

The directors consider the following to be related parties:

- i) Oxford Diocesan Board of Finance (ODBF) – a company with charitable status, which is the principal vehicle for dealing with the financial business of the Diocese of Oxford.

ODBF and the Church Schools Uniform Statutory Trust (CSUST) together supply a significant amount of the financial resources and ODBF partly supplies the administrative resources under which the company operates.

The company is accountable to the Oxford Diocesan Synod for the appropriate use of these resources.

STRUCTURE, GOVERNANCE AND MANAGEMENT (Cont'd)

- ii) Diocesan Trustees (Oxford) Limited (DT(O)L) – a company with charitable status which is responsible for ensuring that trust funds are used in accordance with the terms of the trust deed and the requirements of schedule 36 of the Education Act 1996, which sets out clear parameters for the spending of this income and capital. DT(O)L acts as sole trustee of CSUST funds.

CSUST income may be used for:

- (a) the provision of advice, guidance and resources in connection with management of, or education provided at, voluntary aided, controlled and foundation schools;
- (b) the inspection of church schools; and
- (c) the cost of employing staff in connection with any of these purposes.

DT(O)L is required to consult the charity on the uses of CSUST funds. These funds arise from the proceeds of sale of land and buildings of closed schools vested in CSUST under Statutory Instruments.

At 31 December 2022 CSUST funds had a total value of £10,651K (2021: £12,193K) of which £8,972K (2021: £10,183K) were endowment funds and £1,679K (2021: £2,010K) were accumulated reinvested income funds.

In addition, the buildings and land of a number of closed schools are vested in CSUST. The CSUST funds are included in the financial statements of DT(O)L.

Schedule 36 of the 1996 Education Act consolidated the 1993 Education Act in identifying the financial activity of CSUST funds as being for the work of Diocesan Boards of Education and the support of building work in schools. In the Oxford Diocese the support of building work has been directed towards aided schools due to the statutory responsibilities of Governing Bodies.

Loans from CSUST are used to provide working capital for building work where expenditure is incurred but subsequently reimbursed by the DfE or Local Authority.

- iii) Oxford Diocesan Schools Trust – a Multi Academy Trust formed in 2012
- iv) Oxford Diocesan Bucks Schools Trust – a Multi Academy Trust formed in 2017

ODBE confirms the appointment of directors of these MATS so as to ensure that the Trust Board comprises individuals who will uphold the Christian ethos of the schools and have the ability to run a chain of schools. Apart from confirming the appointments, ODBE plays no part in the day to day running of ODST nor ODBST, and ODST's and ODBST's primary accountability as Multi Academy Trusts is to the Secretary of State. Thus, there is no requirement to consolidate these financial statements with ODBE.

PRINCIPAL RISKS AND UNCERTAINTIES

The directors confirm that the major strategic risks to which the Charity is exposed have been identified and reviewed and that systems have been established to manage those risks.

Directors have delegated to the Director of Education the task of carrying out reviews of operational risks and the management and monitoring of risks. To achieve this, a register of the identified risks is maintained, and, alongside it, a management and mitigation strategy formed. Directors review the risk register at least annually as part of corporate risk management.

The risk register scores risk based on likelihood, financial and reputational impact. After mitigating action is considered, the following areas have the highest levels of residual risk.

- 1. Whilst there has been a significant improvement in the revenue budget over the past four years there remains some strong external pressures including rising inflation and more recently the war in Ukraine, on the budget and particularly on staffing costs. Failure to address this will result in an erosion of limited reserves which is not sustainable.**

Mitigating strategies:

- Continue to develop new income streams, monitor the viability of current services and maximise income from the SLA and other areas.
 - Ensure cost effective delivery of services, particularly in the light of new ways of working following the Covid-19 pandemic.
 - The Board has taken steps to reduce expenditure in future years by taking action during 2021 to reduce costs.
 - To monitor the investments to ensure long term sustainability.
- 2. The national church has set a target to achieve zero carbon by 2030 and the Diocese of Oxford's target is to be zero carbon by 2035. Whilst we are fully committed to meeting these targets capital funding to achieve them is not yet aligned. Most of the schools' capital funding comes from the Department for Education whose target is to achieve zero carbon by 2050.**

Mitigating strategies:

- We are proceeding with zero carbon surveys on the schools to identify the capital works required.
- Attempt to identify a further source of capital funding to meet the earlier target dates.

PRINCIPAL RISKS AND UNCERTAINTIES (Cont'd)

- 3. If small schools (in particular) are not able to respond to the continued budgetary restraint they may risk becoming financially vulnerable and, therefore, more at risk of closure in the long term. Whilst their general income is secure this is subject to pupil numbers which are now declining in many primary schools and in some cases causing significant pressures. Any permanent closures would cause a reputational risk to ODBE, create considerable disturbance in the community and would result in ODBE not being able to meet its core purpose of serving schools in affected communities.**

Mitigating strategies:

- Work proactively to identify those schools most at risk and support them to develop strategies.
- Offer new training opportunities to governors on financial matters. Encourage schools to come together in federations, amalgamations and in academy trusts and consider alternative leadership models where appropriate.
- Brief the wider diocese and other relevant organisations on how they could support their local schools.

- 4. With the current heightened safeguarding awareness, it could lead to the identification of serious safeguarding concerns which could have a negative reputational impact on the ODBE, the wider diocese and the specific schools concerned.**

Mitigating strategies:

- Liaise with the appropriate Local Authority and diocesan safeguarding leads to ensure early intervention when concerns are raised.
- Ensure that all policies and procedures of the ODBE effectively consider safeguarding issues.
- Ensure that all trustees and staff are sufficiently well trained to deal with safeguarding issues from the Board's perspective.

REFERENCE AND ADMINISTRATIVE DETAILS**Directors of the Board**

The following were the directors and members of the Oxford Diocesan Board of Education at the date of this report. All have served throughout 2022 except where indicated otherwise:

Member	Basis of appointment
The Right Reverend Dr S J Croft	Ex Officio Bishop of Oxford
The Right Reverend Dr A T L Wilson (Chair)	Nominated by the Bishop of Oxford
Miss L Williams	Nominated by the Bishop of Oxford
The Revd M D Bennet	Synod elected for Berkshire Archdeaconry
Mr G S Anderson JP	Synod elected for Berkshire Archdeaconry
Mrs K Winrow	Synod elected for Berkshire Archdeaconry
Mr P Flory	Synod elected for Buckingham Archdeaconry
The Revd T J L Harper	Synod elected for Buckingham Archdeaconry
Mrs L M Piper	Synod elected for Buckingham Archdeaconry
Mr T W Llewellyn	Synod elected for Dorchester Archdeaconry
Mrs P A Hudson	Synod elected for Dorchester Archdeaconry
The Revd S E Sharp	Synod elected for Dorchester Archdeaconry
Dr F C P Leach	Synod elected for Oxford Archdeaconry
Mr M Abbott	Co-opted
Mrs H J Brown	Co-opted
Mr A Browne	Co-opted
Ms H Crolla	Co-opted
Ms N Flower	Co-opted
The Revd D W McFarland	Co-opted
Mr P R Norman	Co-opted
Mr C Tomes	Co-opted

Senior staff and advisers

Director of Education	Mr Antony Wilson (Company Secretary)
Deputy Director	Mrs Ruth Bennie
Deputy Director	Mr Gordon Joyner

REFERENCE AND ADMINISTRATIVE DETAILS (Cont'd.)

Registered Office	Church House Oxford, Langford Locks, Kidlington, Oxford, OX5 1GF
Bankers	National Westminster Bank plc, 32 Cornmarket Street, Oxford OX1 3EZ
Auditor	Buzzacott LLP, 130 Wood Street, London, EC2V 6DL
Solicitors	Winckworth Sherwood LLP, 2 Chawley Park, Cumnor Hill, Oxford OX2 9GG
Insurers	Ecclesiastical Insurance Office plc, Beaufort House, Brunswick Road, Gloucester GL1 1JZ

BASIS OF PREPARATION


The financial statements have been prepared in accordance with applicable United Kingdom Accounting Standards, the Companies Act 2006, and Accounting and Reporting by Charities: Statement of Recommended Practice (FRS 102).

STATEMENT OF DISCLOSURE TO AUDITOR

As far as each director is aware, there is no relevant audit information of which the charity's auditor is unaware.

Each director has taken all the steps he/she ought to have taken as a director in order to make himself/herself aware of any relevant information and to establish that the charity's auditor is aware of that information.

Signed on behalf of the directors



The Right Revd Dr A T L Wilson
Chairman

18 May 2023

**INDEPENDENT AUDITOR'S REPORT TO THE MEMBERS OF OXFORD
DIOCESAN BOARD OF EDUCATION****Opinion**

We have audited the financial statements of Oxford Diocesan Board of Education (the 'charitable company') for the year ended 31 December 2022 which comprise the statement of financial activities, the balance sheet, the statement of cash flows, and the notes to the financial statements including the principal accounting policies. The financial reporting framework that has been applied in their preparation is applicable law and United Kingdom Accounting Standards, including Financial Reporting Standard 102 'The Financial Reporting Standard applicable in the UK and Republic of Ireland' (United Kingdom Generally Accepted Accounting Practice).

In our opinion, the financial statements:

- give a true and fair view of the state of the charitable company's affairs as at 31 December 2022 and of its income and expenditure for the year then ended;
- have been properly prepared in accordance with United Kingdom Generally Accepted Accounting Practice; and
- have been prepared in accordance with the requirements of the Companies Act 2006.

Basis for opinion

We conducted our audit in accordance with International Standards on Auditing (UK) (ISAs (UK)) and applicable law. Our responsibilities under those standards are further described in the auditor's responsibilities for the audit of the financial statements section of our report. We are independent of the charitable company in accordance with the ethical requirements that are relevant to our audit of the financial statements in the UK, including the FRC's Ethical Standard, and we have fulfilled our other ethical responsibilities in accordance with these requirements. We believe that the audit evidence we have obtained is sufficient and appropriate to provide a basis for our opinion.

Conclusions relating to going concern

In auditing the financial statements, we have concluded that the directors' use of the going concern basis of accounting in the preparation of the financial statements is appropriate.

Based on the work we have performed, we have not identified any material uncertainties relating to events or conditions that, individually or collectively, may cast significant doubt on the charitable company's ability to continue as a going concern for a period of at least twelve months from when the financial statements are authorised for issue.

Our responsibilities and the responsibilities of the directors with respect to going concern are described in the relevant sections of this report.

INDEPENDENT AUDITOR'S REPORT (Cont'd.)

Other information

The directors are responsible for the other information. The other information comprises the information included in the Directors' Report and Financial Statements, other than the financial statements and our auditor's report thereon. Our opinion on the financial statements does not cover the other information and, except to the extent otherwise explicitly stated in our report, we do not express any form of assurance conclusion thereon.

In connection with our audit of the financial statements, our responsibility is to read the other information and, in doing so, consider whether the other information is materially inconsistent with the financial statements or our knowledge obtained in the audit or otherwise appears to be materially misstated. If we identify such material inconsistencies or apparent material misstatements, we are required to determine whether there is a material misstatement in the financial statements or a material misstatement of the other information.

If, based on the work we have performed, we conclude that there is a material misstatement of this other information, we are required to report that fact.

We have nothing to report in this regard.

Opinions on other matters prescribed by the Companies Act 2006

In our opinion, based on the work undertaken in the course of the audit:

- the information given in the directors' report for the financial year for which the financial statements are prepared is consistent with the financial statements; and
- the directors' report has been prepared in accordance with applicable legal requirements.

Matters on which we are required to report by exception

In the light of the knowledge and understanding of the charitable company and its environment obtained in the course of the audit, we have not identified material misstatements in the directors' report. We have nothing to report in respect of the following matters in relation to which the Companies Act 2006 requires us to report to you if, in our opinion:

- adequate accounting records have not been kept, or returns adequate for our audit have not been received from branches not visited by us; or
- the financial statements are not in agreement with the accounting records and returns; or
- certain disclosures of directors' remuneration specified by law are not made; or
- we have not received all the information and explanations we require for our audit; or
- the directors were not entitled to take advantage of the small companies exemption from the requirement to prepare a strategic report.

INDEPENDENT AUDITOR'S REPORT (Cont'd.)**Responsibilities of directors**

As explained more fully in the directors' responsibilities statement, the directors are responsible for the preparation of the financial statements and for being satisfied that they give a true and fair view, and for such internal control as the directors determine is necessary to enable the preparation of financial statements that are free from material misstatement, whether due to fraud or error.

In preparing the financial statements, the directors are responsible for assessing the charitable company's ability to continue as a going concern, disclosing, as applicable, matters related to going concern and using the going concern basis of accounting unless the directors either intend to liquidate the charitable company or to cease operations, or have no realistic alternative but to do so.

Auditor's responsibilities for the audit of the financial statements

Our objectives are to obtain reasonable assurance about whether the financial statements as a whole are free from material misstatement, whether due to fraud or error, and to issue an auditor's report that includes our opinion. Reasonable assurance is a high level of assurance, but is not a guarantee that an audit conducted in accordance with ISAs (UK) will always detect a material misstatement when it exists.

Misstatements can arise from fraud or error and are considered material if, individually or in the aggregate, they could reasonably be expected to influence the economic decisions of users taken on the basis of these financial statements.

Irregularities, including fraud, are instances of non-compliance with laws and regulations. We design procedures in line with our responsibilities, outlined above, to detect material misstatements in respect of irregularities, including fraud. The extent to which our procedures are capable of detecting irregularities, including fraud is detailed below.

Our approach to identifying and assessing the risks of material misstatement in respect of irregularities, including fraud and non-compliance with laws and regulations, was as follows:

- the engagement partner ensured that the engagement team collectively had the appropriate competence, capabilities and skills to identify or recognise non-compliance with applicable laws and regulations;
- we identified the laws and regulations applicable to the charitable company through discussions with directors and other management, and from our knowledge and experience of the sector;
- we focused on specific laws and regulations which we considered may have a direct material effect on the financial statements or the operations of the charitable company, including the Charities Act 2011, the Companies Act 2006, Education Acts, data protection legislation, anti-bribery, employment, pensions and health and safety legislation;
- we assessed the extent of compliance with the laws and regulations identified above through making enquiries of management and inspecting legal correspondence; and
- identified laws and regulations were communicated within the audit team regularly and the team remained alert to instances of non-compliance throughout the audit.

INDEPENDENT AUDITOR'S REPORT (Cont'd.)

We assessed the susceptibility of the charitable company's financial statements to material misstatement, including obtaining an understanding of how fraud might occur, by:

- making enquiries of those charged with governance as to where they considered there was susceptibility to fraud, their knowledge of actual, suspected and alleged fraud; and
- considering the internal controls in place to mitigate risks of fraud and non-compliance with laws and regulations.

To address the risk of fraud through management bias and override of controls, we:

- performed analytical procedures to identify any unusual or unexpected financial relationships;
- tested journal entries to identify unusual transactions;
- tested authorisation during substantive testing of expenditure;
- assessed whether judgements and assumptions made were indicative of potential bias; and
- investigated the rationale behind significant or unusual financial transactions.

In response to the risk of irregularities and non-compliance with laws and regulations, we designed procedures which included, but were not limited to:

- agreeing financial statement disclosures to underlying supporting documentation;
- reading the minutes of meetings of those charged with governance;
- enquiring of management as to actual and potential litigation and claims; and
- reviewing correspondence with HMRC and the company's legal advisors.

There are inherent limitations in our audit procedures described above. The more removed that laws and regulations are from financial transactions, the less likely it is that we would become aware of non-compliance. Auditing standards also limit the audit procedures required to identify non-compliance with laws and regulations to enquiry of the directors and other management and the inspection of regulatory and legal correspondence, if any.

Material misstatements that arise due to fraud can be harder to detect than those that arise from error as they may involve deliberate concealment or collusion.

A further description of our responsibilities for the audit of the financial statements is located on the Financial Reporting Council's website at www.frc.org.uk/auditorsresponsibilities. This description forms part of our auditor's report.

INDEPENDENT AUDITOR'S REPORT (Cont'd.)

Use of our report

This report is made solely to the charitable company's members, as a body, in accordance with Chapter 3 of Part 16 of the Companies Act 2006. Our audit work has been undertaken so that we might state to the charitable company's members those matters we are required to state to them in an auditor's report and for no other purpose. To the fullest extent permitted by law, we do not accept or assume responsibility to anyone other than the charitable company and the charitable company's members as a body, for our audit work, for this report, or for the opinions we have formed.

Buzzacott LLP

Catherine Biscoe (Senior Statutory Auditor)

For and on behalf of Buzzacott LLP, Statutory Auditor

130 Wood Street

London

EC2V 6DL

Date: 17 July 2023

STATEMENT OF FINANCIAL ACTIVITIES For the Year Ended 31 December 2022

	Note	Unrestricted Funds £'000	Restricted Funds £'000	Endowment Funds £'000	Total Funds 2022 £'000	Total Funds 2021 £'000
INCOME AND ENDOWMENTS FROM:						
Donations and grants	2.1					
Grants from CSUST		371	91	-	462	527
Grants from ODBF		319	-	-	319	382
Grants from DfE		-	4,279	-	4,279	3,235
		<u>690</u>	<u>4,370</u>	<u>-</u>	<u>5,060</u>	<u>4,144</u>
Charitable Activities:	2.2					
School premises related income		414	-	-	414	401
School service agreement		286	-	-	286	269
Training and consultancy services to schools		137	18	-	155	148
Admission Appeals		37	-	-	37	36
		<u>874</u>	<u>18</u>	<u>-</u>	<u>892</u>	<u>854</u>
Investments	2.3	<u>52</u>	<u>13</u>	<u>-</u>	<u>65</u>	<u>13</u>
Total Income		<u>1,616</u>	<u>4,401</u>	<u>-</u>	<u>6,017</u>	<u>5,011</u>
EXPENDITURE ON: Charitable Activities						
School leadership and governance support		1,186	52	-	1,238	1,213
School premises related support		225	3,473	-	3,698	3,801
Admission and Appeals service		52	-	-	52	51
Total Expenditure	3.1	<u>1,463</u>	<u>3,525</u>	<u>-</u>	<u>4,988</u>	<u>5,065</u>
Net income /(expenditure) before gains on investments		153	876	-	1,029	(54)
(Losses)/(Gains) on investments	9	-	(15)	(42)	(57)	61
Net income (expenditure) and net movement in funds		<u>153</u>	<u>861</u>	<u>(42)</u>	<u>972</u>	<u>7</u>
Reconciliation of funds:						
Total funds brought forward		527	1,752	356	2,635	2,628
Total funds carried forward		<u>680</u>	<u>2,613</u>	<u>314</u>	<u>3,607</u>	<u>2,635</u>

STATEMENT OF FINANCIAL ACTIVITIES For the Year Ended 31 December 2022 (Cont'd)

The Statement of Financial Activities (SOFA) includes all gains and losses recognised in the year. All income and expenditure derive from continuing activities. The prior year comparative SOFA for 2021 is shown in Note 19 on pages 39-40. The notes on pages 24-40 form part of these financial statements.

INCOME AND EXPENDITURE ACCOUNT

	Total 2022 £'000	Total 2021 £'000
Income (including DFC Energy Grants Note 15)	6,017	5,011
Expenditure	<u>(4,988)</u>	<u>(5,065)</u>
Operating surplus / (deficit) for the year	1,029	(54)
Net (Losses)/Gains on investments	<u>(15)</u>	<u>16</u>
Net income / (expenditure) for the year	<u>1,014</u>	<u>(38)</u>


The income and expenditure account is derived from the Statement of Financial Activities with movements in endowment funds excluded to comply with company law. All income and expenditure is derived from continuing activities. DFC Energy Grants from DfE of £1,051K were one-off support to assist with schools' energy efficiency building projects. The Net expenditure for the year excluding this one-off income was £37K.

BALANCE SHEET as at 31 December 2022 Company No. 07071809 (England and Wales)


	Note	2022 £'000	2021 £'000
FIXED ASSETS			
Tangible assets	8	5	4
Investments	9	430	487
Total Fixed Assets		435	491
CURRENT ASSETS			
Debtors	10	315	302
Cash at bank	11	3,443	2,649
Total Current Assets		3,758	2,951
Creditors: Amounts falling due within one year	12	(586)	(707)
Net Current Assets		3,172	2,244
Total Assets Less Current Liabilities		3,607	2,735
Creditors: Amounts falling due after more than one year	12	-	(100)
NET ASSETS		3,607	2,635
THE FUNDS OF THE CHARITY			
Endowment Funds	14	314	356
Restricted Funds	15	2,613	1,752
General Funds		680	527
Total Charity Funds		3,607	2,635

The notes on pages 24 to 40 form part of these financial statements. Included in the above investments are accumulative unrealised gains amounting to £336K. See notes 14 and 15 to the financial statements.

These financial statements were approved and authorised for issue by the directors on 18 May, 2023 and signed on their behalf by:-



 The Right Reverend Dr. A. T. L. Wilson
 Chairman



 G S Anderson JP
 Director

STATEMENT OF CASH FLOWS for the year ended 31 December 2022

	2022		2021	
	£'000	£'000	£'000	£'000
Net cash provided from/(used in) operating activities (Below 1)		732		(57)
Cash flows from investing activities				
Dividends and interest received from investments	65		13	
Purchase of:				
Tangible fixed assets	(3)		(1)	
Net cash provided by investing activities		62		12
Change in cash and cash equivalents in the reporting period		794		(45)
Cash and cash equivalents at 1 January		2,649		2,694
Cash and cash equivalents at 31 December (Below 2)		3,443		2,649
 Reconciliation of net movements in funds to net cash flow provided by/(used in) operating activities				
Net movement in funds for the year		972		7
Adjustments for:				
Depreciation charges		2		4
Losses/(Gains) on investments		57		(61)
Dividends and interest receivable from investments		(65)		(13)
Increase in debtors		(13)		(134)
(Decrease)/Increase in creditors		(221)		140
Net cash provided from/(used in) operating activities (Above 1)		732		(57)
Analysis of cash and cash equivalents				
Cash at bank (Above 2)		3,443		2,649

NOTES TO THE FINANCIAL STATEMENTS**1. PRINCIPAL ACCOUNTING POLICIES**

The Oxford Diocesan Board of Education (ODBE) is a company limited by guarantee (No. 07071809 England and Wales) and a registered charity (No. 1133586) governed by its Memorandum and Articles of Association, incorporated in England. Its registered office is Church House Oxford, Langford Locks, Kidlington, Oxon OX5 1GF.

Basis of accounting

The principal accounting policies adopted, judgements and key sources of estimation uncertainty in the preparation of the financial statements are laid out below.

Basis of preparation

These financial statements have been prepared for the year to 31 December 2022 with comparative information provided for the year to 31 December 2021.

The financial statements have been prepared under the historical cost convention with items recognised at cost or transaction value unless otherwise stated in the relevant accounting policies below or the notes to these financial statements.

The financial statements have been prepared in accordance with Accounting and Reporting by Charities: Statement of Recommended Practice applicable to charities preparing their accounts in accordance with the Financial Reporting Standard applicable in the UK and Republic of Ireland (Charities SORP FRS 102), the Financial Reporting Standard applicable in the UK and Republic of Ireland (FRS 102) and the Companies Act 2006. The Charity constitutes a public benefit entity as defined by FRS 102. The financial statements are presented in UK sterling and are rounded to the nearest thousand.

Critical accounting estimates and areas of judgement

Preparation of the financial statements may require the directors and management to make significant judgements and estimates. Other than the estimation of future income and expenditure flows for the purpose of assessing going concern (see below), there are no critical accounting estimates or areas where judgement has been applied in the preparation of these financial statements.

Going concern

The directors have assessed whether the use of the going concern assumption is appropriate in preparing these financial statements. The directors have made this assessment with respect to a period of at least one year from the date of approval of these financial statements. The directors have concluded that there are no material uncertainties related to events or conditions that may cast significant doubt on the ability of the Charity to continue as a going concern. The directors are of the opinion that the Charity will have sufficient resources to meet its liabilities as they fall due. This is because the Charity has sufficient monetary assets, including short term cash balances, which could be readily realised in order to meet liabilities should there be an unexpected curtailment of income.

1. PRINCIPAL ACCOUNTING POLICIES (Cont'd)

Income

Income, including donations and grants is recognised in the period in which the Charity is entitled to receipt, the amount can be measured reliably and it is probable that the funds will be received.

Dividends are recognised once the dividend has been declared and notification has been received of the dividend due.

Expenditure

Expenditure is included in the statement of financial activities when incurred and excludes recoverable VAT.

Expenditure comprises expenditure on the Charity's primary charitable purposes as described in the directors' report including the payments of grants. The expenditure includes both costs that can be allocated directly to such activities and those indirect costs necessary to support them.

Support costs are those costs which enable charitable activities to be carried out. These costs include the expenses relating to finance, human resources, property management, communications and information technology.

Grants payable are included in the statement of financial activities when approved and when committed. Commitment will usually arise when the intended recipient has either received the funds or been informed of the decision to make the donation.

Tangible Fixed Assets

Depreciation is calculated to write off the office and computer equipment to its residual value by equal instalments over 4 years, being its estimated useful life.

Financial instruments

The Charity only has financial assets and financial liabilities of a kind that qualify as basic financial instruments. Apart from fixed asset investments held at fair value, these are recognised initially at transaction value and subsequently measured as described below.

Investments

Listed investments are a form of basic financial instrument and are initially recognised at their transaction value and subsequently measured at their fair value as at the balance sheet date using the closing quoted market bid-price.

Realised gains (or losses) on investment assets are calculated as the difference between disposal proceeds and their opening carrying value or their purchase value if acquired subsequent to the

1. PRINCIPAL ACCOUNTING POLICIES (Cont'd)

first day of the financial year. Unrealised gains and losses are calculated as the difference between the fair value at the year end and their carrying value at that date. Realised and unrealised investment gains (or losses) are combined in the statement of financial activities and are credited (or debited) in the year in which they arise.

Debtors

Debtors are recognised at their settlement amount, less any provision for non-recoverability. Prepayments are valued at the amount prepaid.

Cash at bank and in hand

Cash at bank and in hand represents such accounts and instruments that are available on demand or have a maturity of less than three months from the date of acquisition.

Creditors and provisions

Creditors and provisions are recognised when there is an obligation at the balance sheet date as a result of a past event, it is probable that a transfer of economic benefit will be required in settlement, and the amount of the settlement can be estimated reliably. Creditors and provisions are recognised at the amount the charity anticipates it will pay to settle the debt. Liabilities in respect of building works are recognised when the charity is invoiced.

School Building Projects

The Charity assists voluntary aided schools with school building projects and the provision of IT equipment. The VASCA (Voluntary-Aided Schools Condition Allocation) system was introduced in April 2020 and superseded the LCVAP (Locally Coordinated Voluntary-Aided Programme). Until April 2020, the Charity acted as the agent of school governors in helping to arrange funding through the DfE and Local Authorities and in paying professional fees and building costs on behalf of school governors. The LCVAP income and expenditure was not reflected in the Statement of Financial Activities as the Charity had no control over the funds and the transactions were those of the school governors rather than the Charity which acted as agent. The change in funding from April 2020 gives the Charity ultimate control over the application of the VASCA grants to specific schools. Therefore, the VASCA grant funding received is recognised in the SOFA along with the related expenditure.

Fund structure

The unrestricted funds comprise those monies which may be used towards meeting the charitable objectives of the charity and may be applied at the discretion of the directors.

The restricted funds are monies raised for, and their use restricted to, a specific purpose, or donations subject to donor imposed conditions.

The endowment funds comprise assets which normally must be held as capital (permanent) but, where permitted, may be applied towards meeting certain charitable aims (expendable). The income therefrom may be used either in accordance with the donors' wishes, if stipulated, or for general purposes.

1. PRINCIPAL ACCOUNTING POLICIES (Cont'd)

Pensions

The pension costs charged in the financial statements represent the contributions payable by ODBE during the year to four pension schemes: the final salary scheme operated by ODBF through the Pensions Trust, the Teachers' Pension Scheme, the Pension Builder Scheme of the Church Workers Pension Fund and a private/personal pension scheme. Full disclosure of the final salary pension scheme operated by ODBF is included in the accounts of Oxford Diocesan Board of Finance, the participating employer.

NOTES TO THE FINANCIAL STATEMENTS (Cont'd.)

2. ANALYSIS OF INCOME

2.1 Income from Donations and grants

	Total 2022 £'000	Total 2021 £'000
Annual support grant from CSUST	462	527
Annual ODBF grant	269	269
Common Vision grants: Chaplaincy & Church/Schools relationships	50	110
Other Diocesan grants	-	3
Total Diocesan grants from ODBF	<u>319</u>	<u>382</u>
DfE grants (note 4 & 15)	<u>4,279</u>	<u>3,235</u>
Total grants	<u><u>5,060</u></u>	<u><u>4,144</u></u>

All donations and grants related to unrestricted funds in both the above years except for £91K of the annual grant from CSUST, £3,228K from the DfE which are restricted to property related expenditure and £1,051K DfE Energy Grants restricted to assist with schools' energy costs.

2.2 Income from Charitable Activities

	2022 £'000	2021 £'000
School premises related income	414	401
School Service Level Agreements	286	269
Training and consultancy services to schools	137	133
Admissions Appeals	37	36
Total Unrestricted Income from Charitable Activities	<u>874</u>	<u>839</u>
Restricted income from Training and Consultancy Services to Schools	<u>18</u>	<u>15</u>
Total Income from Charitable Activities	<u><u>892</u></u>	<u><u>854</u></u>

2.3 Income from Investments

	£'000	£'000
Interest Receivable – Unrestricted	52	1
Dividends Receivable – Restricted	13	12
	<u>65</u>	<u>13</u>

NOTES TO THE FINANCIAL STATEMENTS (Cont'd)

3. ANALYSIS OF EXPENDITURE

3.1 Expenditure on Charitable Activities

	Direct Costs	2022 Support Costs (Note 3.2)	Total Costs	2021 Total Costs
	£'000	£'000	£'000	£'000
Schools Leadership and Governance Support	1,023	163	1,186	1,193
School Premises Related Support	168	57	225	300
Admissions and Appeals Service	42	10	52	51
Total Unrestricted Expenditure	1,233	230	1,463	1,544
School Premises Related Support	3,525	-	3,525	3,521
Total Restricted Expenditure	3,525	-	3,525	3,521
Total Expenditure on Charitable Activities	4,758	230	4,988	5,065

3.2 Support Costs

	School Leadership & Governance Support	School Premises Related Support	Admissions & Appeals Service	2022 Total	2021 Total
	£'000	£'000	£'000	£'000	£'000
Governance (Note 3.3)	15	5	1	21	22
Finance	46	19	4	69	69
Information Technology	27	8	1	36	41
Human Resources	20	8	2	30	30
Other Overhead Costs	55	17	2	74	60
Total	163	57	10	230	222

3.3 Governance Costs

	2022 £'000	2021 £'000
Audit Fees	11	9
Statutory Costs and Legal Fees	9	12
Committee Costs	1	1
	21	22

NOTES TO THE FINANCIAL STATEMENTS (Cont'd.)**4. SCHOOL BUILDING IMPROVEMENTS AND REPAIRS**

The Charity assists voluntary aided schools with school building projects and the provision of IT equipment. As the Charity has ultimate control over the application of the VASCA grants to specific schools. Therefore, the VASCA grant funding received is recognised in the SOFA along with the related expenditure.

	2022	2021
	£'000	£'000
School Building Improvements & IT Equipment	<u>4,337</u>	<u>4,303</u>
Funded by:		
Department for Education (DfE) – DFC	486	566
Department for Education (DfE) - VASCA	2,965	3,281
Local Authorities (LAs)	383	110
School Governors and other	<u>503</u>	<u>346</u>
	<u>4,337</u>	<u>4,303</u>

5. DIRECTORS' REMUNERATION

No remuneration has been paid to any director during the year for acting as a director or trustee (2021: none). One director was reimbursed for travel, subsistence and incidental costs amounting to £1,000 (2021: 1 director was reimbursed £1,000).

NOTES TO THE FINANCIAL STATEMENTS (Cont'd.)**6. STAFF COSTS**

The average staff numbers (excluding directors) based on headcount and full-time equivalents was as follows:

	2022		2021	
	Average Headcount	Full time Equivalent	Average Headcount	Full time Equivalent
Support for Charitable Activities	19.0	15.4	20.0	16.4
Admin Support	2.0	1.4	2.0	1.4
Total	21.0	16.8	22.0	17.8

Staff costs during the year amounted to:

	2022	2021
	£'000	£'000
Wages and Salaries	871	962
Pensions Contributions	186	200
Social Security Costs	102	107
Total	1,159	1,269

The number of employees whose emoluments for the year (including benefits in kind but excluding employer's National Insurance and pension contributions) exceeded £60,000 were as follows:

	2022	2021
£60,001-£70,000	4	2
£70,001-£80,000	1	-
£90,001-£100,000	-	1
£100,001-£110,000	1	-

Remuneration of key management personnel

Key management personnel are deemed to be those having authority and responsibility for planning, directing and controlling the activities of ODBE. In addition to the directors of the company, key management personnel during 2022 comprised:

Director of Education	Mr Antony Wilson
Deputy Director	Mrs Ruth Bennie
Deputy Director	Mr Gordon Joyner

No remuneration was paid to any company director during the year (2021: £nil) for acting as a director or a member of key management personnel. The aggregate remuneration, including employer's National Insurance contributions and pensions for these 3 employees amounted to £333K (2020: 3 employees £293K).

The Charity has insurance to protect it from any loss arising from the neglect or defaults of its directors and to indemnify the directors against the consequences of any neglect or default on their part. The insurance is provided as part of the Charity's general insurance and as such there is no separate premium payable (2021: none). The cover provided is up to £100,000 (2021: £100,000).

NOTES TO THE FINANCIAL STATEMENTS (Cont'd.)**7. PENSION COSTS**

Pension contributions were made in the year to four pension schemes: £25K for two staff to the final salary scheme operated by ODBF through the Pensions Trust till July 2022 (2021: £28K), £118K for nine staff to the Teachers' Pension Scheme (2021: £137K), £31K for eight staff (2021: eight staff) to the Church Workers Pension Funds Pension Builder scheme (2021: £32K) and £12K (2021: £4K) for four member of staff to a personal/private pension scheme. Two staff transferred pension from the Pensions Trust to private pensions from July 2022.

Staff defined benefit scheme

Full disclosure of the final salary pension scheme is included in the accounts of Oxford Diocesan Board of Finance, the participating employer. No additional deficit contributions were due or paid in 2021 towards the previous deficit (2021: £nil).

Church Workers Pension Fund (CWPF)

ODBE participates in the Pension Builder Scheme section of CWPF for lay staff. The scheme is administered by the Church of England Pensions Board, which holds the assets of the scheme separately from those of the Employer and the other participating employers.

The Church Workers Pension Fund has a section known as the Defined Benefits Scheme, a deferred annuity section known as Pension Builder Classic and a cash balance section known as Pension Builder 2014.

Pension Builder Scheme

The Pension Builder Scheme of the Church Workers Pension Fund is made up of two sections, Pension Builder Classic and Pension Builder 2014, both of which are classed as defined benefit schemes.

Pension Builder Classic provides a pension for members for payment from retirement, accumulated from contributions paid and converted into a deferred annuity during employment based on terms set and reviewed by the Church of England Pensions Board from time to time. Discretionary increases may also be added, depending upon the investment returns and other factors.

Pension Builder 2014 is a cash balance scheme that provides a lump sum that members use to provide benefits at retirement. Pension contributions are recorded in an account for each member. This account may have bonuses added by the Board before retirement. The bonuses depend on investment experience and other factors. There is no requirement for the Board to grant any bonuses. The account, plus any bonuses declared, is payable from members' Normal Pension Age.

There is no sub-division of assets between employers in each section of the Pension Builder Scheme.

The scheme is a multi-employer scheme as described in Section 28 of FRS 102 as it is not possible to attribute the Pension Builder Scheme's assets and liabilities to specific employers. This means

NOTES TO THE FINANCIAL STATEMENTS (Cont'd.)**7. PENSION COSTS (Cont'd)**

that contributions are accounted for as if the Scheme were a defined contribution scheme. The pensions costs charged to the SOFA in the year are contributions payable (2022: £31K, 2021: £32K).

A valuation of the Pension Builder Scheme is carried out once every three years. The most recent scheme valuation completed was carried out as at 31 December 2019.

For the Pension Builder Classic section, the valuation revealed a deficit of £4.8m on the ongoing assumptions used. At the most recent annual review, the Board chose to grant a discretionary bonus of 3%, following improvements in the funding position over 2021. There is no requirement for deficit payments at the current time.

For the Pension Builder 2014 section, the valuation revealed a surplus of £5.5m on the ongoing assumptions used. There is no requirement for deficit payments at the current time.

The legal structure of the scheme is such that if another employer fails, ODBE could become responsible for paying a share of that failed employer's pension liabilities.

Teachers' Pension Scheme

The Teachers' Pension Scheme (TPS) is a statutory, contributory, defined benefit scheme, governed by the Teachers' Pension Scheme Regulations 2014.

The TPS is an unfunded scheme and members contribute on a "pay as you go" basis – these contributions along with those made by employers are credited to the Exchequer. Retirement and other pension benefits are paid by public funds provided by Parliament.

Valuation of the Teachers' Pension Scheme

The Government Actuary, using normal actuarial principles, conducts a formal actuarial review of the TPS in accordance with the Public Service Pensions (Valuations and Employer Cost Cap) Directions 2014 published by HM Treasury. The aim of the review is to specify the level of future contributions. Actuarial scheme valuations are dependent on assumptions about the value of future costs, design of benefits and many other factors. The latest actuarial valuation of the TPS was carried out as at 31 March 2016. The key elements of the valuation are:

- Employer contribution rates were set at 23.68% of pensionable pay (including a 0.08% employer administration charge), effective from 1 September 2019.
- Total scheme liabilities (pensions currently in payment and the estimated cost of future benefits) for service to the effective date of £218,100 million and notional assets (estimated future contributions together with the notional investments held at the valuation date) of £196,100 million, giving a notional past service deficit of £22,000 million.
- The SCAPE rate, set by HMT, is used to determine the notional investment return. The current SCAPE rate is 2.4% above the rate of CPI, assumed real rate of return is 2.4% in excess of prices and 2% in excess of earnings. The rate of real earnings growth is assumed to be 2.2%. The assumed nominal rate of return including earnings growth is 4.45%.

NOTES TO THE FINANCIAL STATEMENTS (Cont'd.)

7. PENSION COSTS (Cont'd)

The TPS was being evaluated as March 2021 when the fundings were announced. The employer contribution rate is expected to be reassessed and will be payable from 1 April 2023. Supporting documentation regarding the valuation is available on the Teachers' Pensions website. Under the definitions set out in FRS 102, the TPS is a multi-employer pension scheme. Therefore, ODBE has accounted for its contributions to the scheme as if it were a defined contribution scheme.

8. TANGIBLE FIXED ASSETS

	Computer Equipment £'000	Office Equipment £'000	Total £'000
Cost at 1 January 2022	27	5	32
Additions	3	-	3
Disposals	-	-	-
Cost at 31 December 2022	<u>30</u>	<u>5</u>	<u>35</u>
Depreciation at 1 January 2022	23	5	28
Charge for the Year	<u>2</u>	<u>-</u>	<u>2</u>
Depreciation at 31 December 2022	<u>25</u>	<u>5</u>	<u>30</u>
Net book values at 31 December 2021	<u>4</u>	<u>-</u>	<u>4</u>
Net book values at 31 December 2022	<u>5</u>	<u>-</u>	<u>5</u>

9. INVESTMENTS

	Endowment Funds £'000	Restricted Funds £'000	Total £'000
Market Value at 1 January 2022	356	131	487
Unrealised Gains in the Year	<u>(42)</u>	<u>(15)</u>	<u>(57)</u>
Market Value at 31 December 2022	<u>314</u>	<u>116</u>	<u>430</u>
Historical Cost of Investments	<u>20</u>	<u>75</u>	<u>95</u>

All of the invested funds are held within the UK in CBF Investment Fund shares.

NOTES TO THE FINANCIAL STATEMENTS (Cont'd.)**10. DEBTORS**

	2022	2021
	£'000	£'000
Amounts due within one year:		
Trade Debtors-related to building projects	31	155
Trade Debtors-general	213	128
Prepayments and Accrued Income	71	19
	<u>315</u>	<u>302</u>

11. CASH AT BANK

	2022	2021
	£'000	£'000
General Deposit and Current Accounts	<u>3,443</u>	<u>2,649</u>

12. CREDITORS

	2022	2021
	£'000	£'000
Amounts falling due within one year:		
Trade Creditors-related to building projects	150	238
Trade Creditors-general	81	69
Accruals and Deferred Income (Note 13)	289	327
Taxation and Social Security	66	73
	<u>586</u>	<u>707</u>
Amounts falling due after more than one year:		
Loan from CSUST	<u>-</u>	<u>100</u>

The loan from CSUST was interest-free and paid off in 2022. Accruals includes the adjustment to building project expenditures under VASCA schemes (Note 4).

NOTES TO THE FINANCIAL STATEMENTS (Cont'd.)**13. DEFERRED INCOME**

	2022	2021
	£'000	£'000
Balance at 1 January	83	84
Amounts added in current year	194	83
Amounts released to income from prior years	(83)	(84)
Balance at 31 December	<u>194</u>	<u>83</u>

Deferred income relates to income received in advance for the period January to March 2023 for the school Service Level Agreement, DFC administration charges and appeals income.

14. ENDOWMENT FUNDS

	Balance at 1 January 2022	Investment (Losses)/Gains	Balance at 31 December 2022
	£'000	£'000	£'000
Hills Bequest for Schools	178	(21)	157
ODBE Thatcham & Newbury Educational Charity	178	(21)	157
Total	<u>356</u>	<u>(42)</u>	<u>314</u>

Included in the funds at 31 December 2022 is £294K of accumulative unrealised investment gains (2021: £336K). These funds are held in CBF Investment Fund shares.

ODBE - Thatcham & Newbury Educational Charity

In May 1979 the old Thatcham Church of England school was sold and the Charity Commission provided that one third of the sale proceeds should be managed as a separate charity. This fund has perpetual capital, which is invested in CBF Investment Fund shares. The income from this fund is for furthering the religious, educational and other charitable work of the Church of England in Thatcham and Newbury and the neighbourhood thereof (see note 15).

Hills Bequest for Schools

This trust has perpetual capital which is invested in the CBF Investment Fund. The income is for the upkeep, maintenance and repair of Church Schools in the diocese with preference being given to Shrivenham School (see note 15).

NOTES TO THE FINANCIAL STATEMENTS (Cont'd.)

15. RESTRICTED FUNDS

	Balance at 1 January 2022	Income	Expenditure	Investment (Losses)	Balances at 31 December 2022
	£'000	£'000	£'000	£'000	£'000
Building Improvement Scheme	1,516	3,319	(3,450)	-	1,385
Hills Bequest for Schools	52	5	(23)	-	34
ODBE Thatcham & Newbury Educational Charity	164	8	(44)	(15)	113
DFC Energy Grants	-	1,051	-	-	1,051
Other	20	18	(8)	-	30
Total	1,752	4,401	(3,525)	(15)	2,613

Included in the funds at 31 December 2022 is £42K of accumulative unrealised investment gains (2021: £57K). These funds are held in CBF Investment Fund shares.

DFC Energy Grants were awarded in 2022 and will be utilised from 2023 onwards.

Building improvement scheme

The balance on this fund represents contributions from the DfE and other grants that have not yet been applied to building projects in schools. Since 1 April 2000 the purpose of this fund has been for both improvements and repairs (see note 4).

16. RELATED PARTIES

ODBF is a related charity, which provided an annual grant to ODBE of £319K in 2022 (2021: £269K). In 2022 ODBF made a grant of £110K to ODBE to support Common Vision projects: chaplaincy and development of church/school relationships. In the prior year, 2021, ODBF made grants totalling £382K to support engagement between schools and parishes and the development of new schools. ODBF provides support services (HR, finance, ICT, premises, communications and administration) to ODBE with a total cost of £230K in 2022 (2021: £179K). The amount due to ODBF was £79K at 31 December 2022 (2021: £83K).

DT(O)L holds the funds of CSUST and consults with the charity on the use of CSUST funds (see Directors' Report). The interest-free loans provided by CSUST in 2021 was paid off by DBE in 2022. CSUST made grants of £462K in 2022 to support the work of ODBE (2021: £527K).

Oxford Diocesan Schools Trust (ODST) was formed in 2012 as a multi academy trust. Service charges from ODBE to ODST for project management, buildings consultancy, schools advisory, officer and premises support during 2021 totalled £202K (2021: £261K). The amount due to ODBE was £36K at 31 December 2022 (2021 £103K).

NOTES TO THE FINANCIAL STATEMENTS (Cont'd.)

16. RELATED PARTIES (Cont'd.)

Oxford Diocesan Bucks Schools Trust (ODBST) was formed in 2017 as a multi academy trust. Service charges from ODBE to ODBST for project management, schools advisory and officer support during 2022 totaled £35K (2021: £36K). The amount due to ODBE was £13K at 31 December 2022 (2021: £4K).

ODBE confirms the appointment of directors so as to ensure that the Trust Boards comprises individuals who will uphold the Christian ethos of the schools and have the ability to run a chain of schools. Apart from confirming the appointments, ODBE plays no part in the day to day running of ODST or ODBST, and ODST's and ODBST's primary accountability as multi academy trusts is to the Secretary of State. Thus, there is no requirement to consolidate the financial statements of ODST and ODBST with those of ODBE.

17. FINANCIAL COMMITMENTS

All future financial commitments for school projects are the responsibility of school governors and are funded by amounts contractually due from the DfE, LAs or school governors directly.

18. ANALYSIS OF NET ASSETS BETWEEN FUNDS

	Fixed Assets & Investments	Cash at Bank	Debtors	Liabilities	Total
	£'000	£'000	£'000	£'000	£'000
Endowment Funds	157	-	-	-	157
Hills Bequest for Schools					
ODBE Thatcham & Newbury Charity	157	-	-	-	157
Total Endowment Funds	314	-	-	-	314
Restricted Funds					
Building Improvement Scheme	-	1,633	104	(291)	1,446
Hills Bequest for Schools	-	34	-	-	34
ODBE Thatcham & Newbury Charity	116	41	-	(44)	113
DFC Energy Grants	-	1,051	-	-	1,051
Other	-	30	-	-	30
Total Restricted Income Funds	116	2,789	104	(335)	2,674
General Funds	5	654	340	(319)	680
Total Net Assets at 31 December 2022	435	3,443	444	(654)	3,668

NOTES TO THE FINANCIAL STATEMENTS (Cont'd.)**19. Prior Year Comparatives****STATEMENT OF FINANCIAL ACTIVITIES For the Year Ended 31 December 2021**

	Note	Unrestricted Funds £'000	Restricted Funds £'000	Endowment Funds £'000	Total Funds 2021 £'000
INCOME AND ENDOWMENTS FROM:					
Donations	2.1				
Grants from CSUST		438	89	-	527
Grants from ODBF		382	-	-	382
Grant from DfE		-	3,235	-	3,235
Job Retention Scheme Grant		-	-	-	-
		<u>820</u>	<u>3,324</u>	<u>-</u>	<u>4,144</u>
Charitable Activities:	2.2				
School premises related income		401	-	-	401
School service agreement		269	-	-	269
Training and consultancy services to schools		133	15	-	148
Admission Appeals		36	-	-	36
		<u>839</u>	<u>15</u>	<u>-</u>	<u>854</u>
Investments	2.3	<u>1</u>	<u>12</u>	<u>-</u>	<u>13</u>
Total Income		<u>1,660</u>	<u>3,351</u>	<u>-</u>	<u>5,011</u>
EXPENDITURE ON: Charitable Activities					
School leadership and governance support		1,193	20	-	1,213
School premises related support		300	3,501	-	3,801
Admission and Appeals service.		51	-	-	51
Total Expenditure	3.1	<u>1,544</u>	<u>3,521</u>	<u>-</u>	<u>5,065</u>
Net income before gains on investments		116	(170)	-	(54)
Gains on investments	9	-	16	45	61
Net income and net movement in funds		<u>116</u>	<u>(154)</u>	<u>45</u>	<u>7</u>
Reconciliation of funds:		411	1,906	311	2,628
Total funds brought forward					
Total funds carried forward		<u>527</u>	<u>1,752</u>	<u>356</u>	<u>2,635</u>

NOTES TO THE FINANCIAL STATEMENTS (Cont'd.)**19. Prior Year Comparatives (Cont'd)****STATEMENT OF FINANCIAL ACTIVITIES For the Year Ended 31 December 2021 (Cont'd)**

The Statement of Financial Activities (SOFA) includes all gains and losses recognised in the year. All income and expenditure derives from continuing activities. The notes on pages 25-37 support the above figures.

At 31 December 2021, the above funds were represented by the following net assets: -

	<i>Fixed Assets & Investments</i>	<i>Cash at bank</i>	<i>Debtors</i>	<i>Liabilities</i>	<i>Total</i>
	<i>£'000</i>	<i>£'000</i>	<i>£'000</i>	<i>£'000</i>	<i>£'000</i>
<i>Endowment Funds</i>	356	-	-	-	356
<i>Restricted Funds</i>	131	1,685	174	(238)	1,752
<i>Unrestricted Funds</i>	4	964	128	(569)	527
Total	491	2,649	302	(807)	2,635